

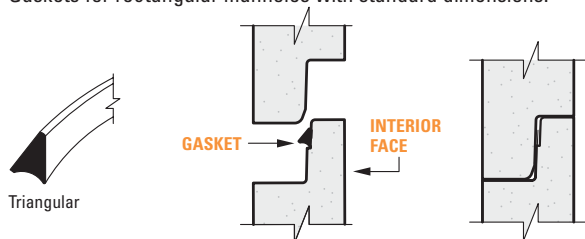
GASKETS (PIPES, MANHOLES AND CATCH BASINS)

SIMPLE REMOVAL GASKET – (TRIANGULAR)

RCP gaskets of Ø1350 @ Ø2400

Gaskets for circular manholes: Ø900, Ø1200, Ø1500, Ø1800, Ø2100, Ø2400

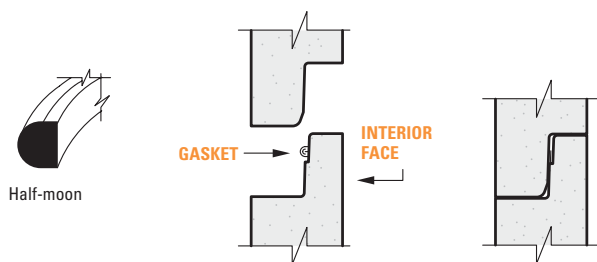
Gaskets for rectangular manholes with standard dimensions:



SIMPLE REMOVAL GASKET – (HALF MOON)

RCP gaskets of Ø250 @ Ø1200

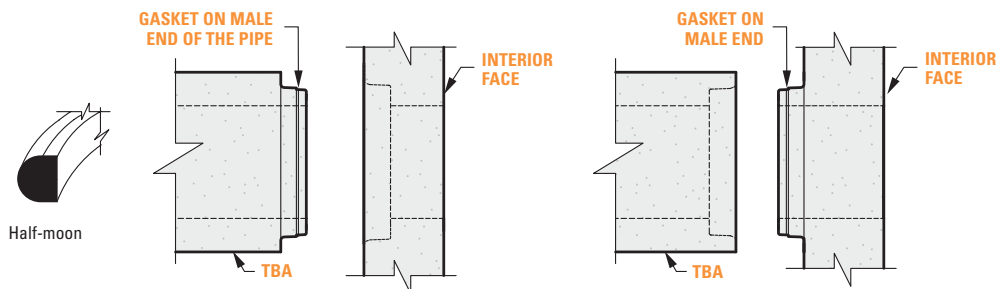
Gaskets for catch basins: Ø600 and Ø750



- Clean the surface of the concrete joint.
- Place the gasket and regulate the tension while turning around the circumference a smooth and round object, between the trimming and the groove.
- Lubricate the gasket.
- Lower the other part of the concrete joint, the gasket takes its form and becomes tight.
- The gaskets meet the NQ 2622-420 standard.
- The Nitrile, neoprene, EPDM and silicone gaskets are available on request.

SIMPLE REMOVAL GASKET – (HALF MOON): FOR CONNECTION TO THE MANHOLES AND RECTANGULAR CHAMBERS.

Gaskets for circular manholes and for rectangular chambers: TBA gaskets of Ø1050 @ Ø1800



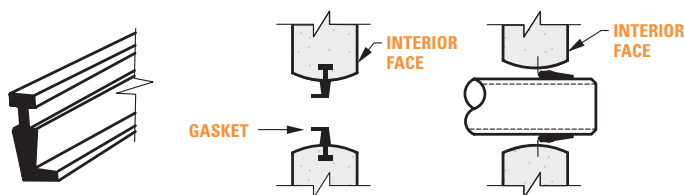
- Joint surfaces must be well cleaned and free from any dirt.
- Lubricate the gasket.
- Execute the joint interlocking the rectilinear way, the exterior towards the interior.
- The gaskets meet the NQ 2622-420 standard.
- The Nitrile gaskets are available upon request.

CONNECTOR GASKETS

INTEGRATED (EMBEDDED) GASKETS

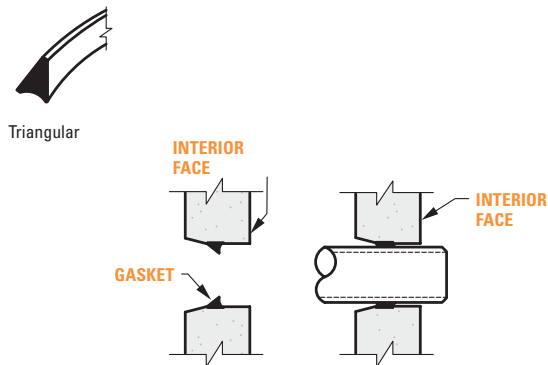
Gaskets for circular manholes: Ø50 @ Ø1500 available

Gaskets for rectangular chambers: Ø50 @ Ø1500 available



SIMPLE REMOVAL GASKET – TRIANGULAR (PVC DR-35)

Gaskets for circular catch basins.



- Cut the pipe the desired length and bevel the end.
- Joint surfaces must be well cleaned and free from any dirt.
- Lubricate the integrated joint, and the bevelled part of pipe (150mm @ 300mm, according to the diameters)
- Execute the joint interlocking the rectilinear way, the exterior towards the interior.
- Adjust according to the desired and permitted angle (from 7 to 10 degrees) according to the diameters
- The gaskets meet the NQ 2622-420 standard.
- The Nitrile and neoprene gaskets are available upon request.

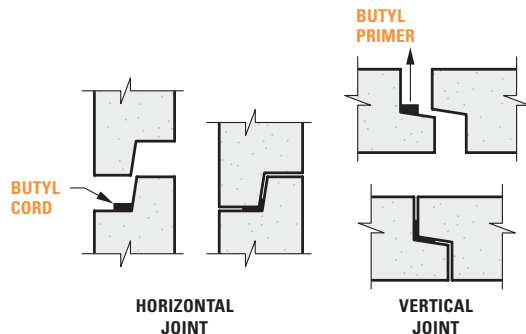

BUTYL CORD

Butyl for rectangular chamber, culverts, septic tanks, and retention tanks

Butyl cord 12 x 12 (length = 6.63 m/roll)

Butyl cord 19 x 19 (length = 4.42 m/roll)

Butyl cord 25 x 45 (length = 3.33 m/roll)



- Clean the two interlocking concrete joints
- Place the butyl cord on a primer for butyl (vertical joint) on the concrete surface base, then lower the other part. The trimming is compressed and seals.
- Place the butyl cord (horizontal joint) on the concrete surface base, then lower the other part. The trimming is compressed and seals.
- The butyl cord meets or exceeds the NQ 2622-420 standard.

LUBRICANT

- + The customer must obligatorily use the lubricant provided by Béton Provincial Itée to facilitate insertion and to ensure the sealing. Our certifications are obtained only by using the product that we recommend. Our watertightness warranty implies that the customer uses the same product, this in conformity with the NQ 1809-300 standard.
- + Lubricant in 5kg and 12 kg containers

QUANTITY OF LUBRICANT REQUIRED BY DIAMETER							
NOMINAL DIAMETER (mm)	REQUIRED LUBRICANT gr /joint	REQUIRED LUBRICANT gr /lm	REQUIRED LUBRICANT JOINT / kg	REQUIRED LUBRICANT JOINT / 5 kg	REQUIRED LUBRICANT JOINT / 12 kg	GEOTEXTILE MEMBRANE SURFACE m ² /lm	GEOTEXTILE MEMBRANE DIMENSIONS mm x mm
250	150	60	7	33	80	0.42	600x1770
300	175	70	6	29	69	0.49	600x2050
375	213	85	5	24	56	0.52	600x2165
450	225	90	4	22	53	0.59	600x2450
525	294	120	3	17	40	0.65	600x2700
600	363	145	3	14	33	0.70	600x2925
750	450	180	2	11	27	0.83	600x3440
900	538	215	2	9	22	0.94	600x3930
1050	598	245	2	8	20	1.11	600x4495
1200	683	280	1	7	18	1.24	600x5045
1350	769	315	1	7	16	1.38	600x5610
1500	854	350	1	6	14	1.52	600x6165
1800	1025	420	1	5	12	1.80	600x7285
2100	1183	485	1	4	10	2.07	600x8400
2400	1342	550	1	4	9	2.34	600x9500

* Including an overlap of 300mm.