



**beton
provincial**

**GRANI-BLOC™
CONCRETE BLOCKS**

READY-MIXED CONCRETE



GRANI-BLOC™

The GRANI-BLOC™ line is our solution for your decorative, structural, durable and affordable landscaping projects.

DECORATIVE

Imitation quarry stone design that maintains the practical properties and dimensions of standard concrete blocks.

STRUCTURAL

Interlocking design maintains the shape and increases resistance to movement.

DURABLE

The type of concrete used in the blocks is designed to withstand the Quebec and Canadian climate.

AFFORDABLE

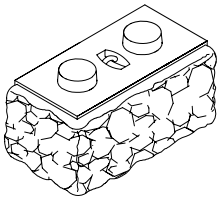
Ideal for commercial and residential landscaping, and small-scale retaining walls.





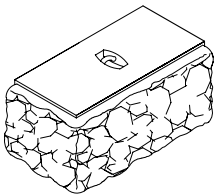
Boder blocks

BLOCK TYPES



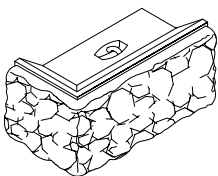
STANDARD BLOCK

The interlocking system makes these quick and easy to install, while ensuring the blocks are perfectly aligned. They also have greater resistance to movement caused by freezing and soil pressure. Due to their symmetrical design, 2 blocks can be joined perpendicularly.



SMOOTH BLOCK

The blocks are also available in a smooth version, meaning there are no lugs on the top of the block.



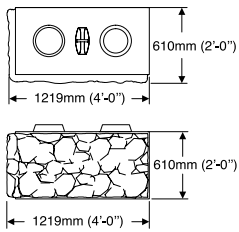
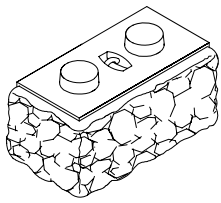
BORDER BLOCK

The top of the block is recessed 5" (12.5cm) to limit the visible portion of the top of the block, for a more custom application:

- › Edging for grass
- › Flowerbed
- › Concrete slab

GRANI-BLOC SYSTEM

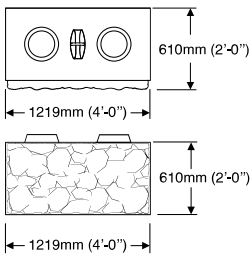
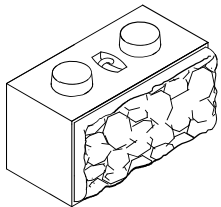
STANDARD BLOCK



GB224G

GRANI-BLOC LEFT CORNER

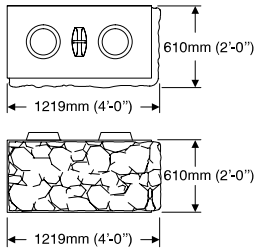
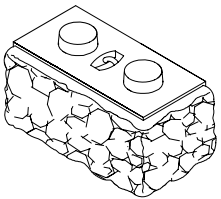
1000 kg
2200 lbs



GB224C

GRANI-BLOC CENTER

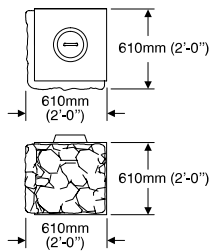
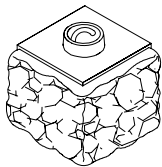
1000 kg
2200 lbs



GB224D

GRANI-BLOC RIGHT CORNER

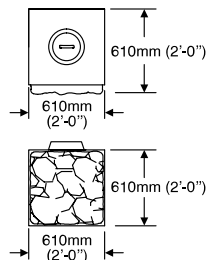
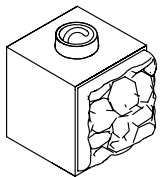
1000 kg
2200 lbs



GB222G

HALF GRANI-BLOC LEFT CORNER

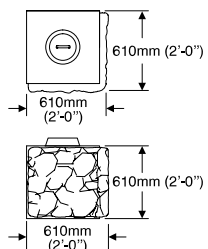
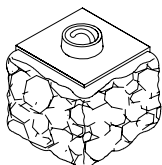
500 kg
1100 lbs



GB222C

HALF GRANI-BLOC CENTER

500 kg
1100 lbs



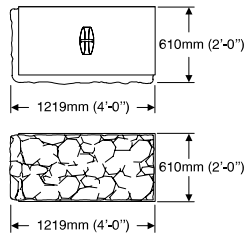
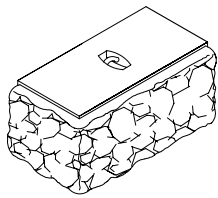
GB222D

HALF GRANI-BLOC RIGHT CORNER

500 kg
1100 lbs

GRANI-BLOC SYSTEM

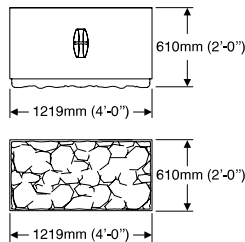
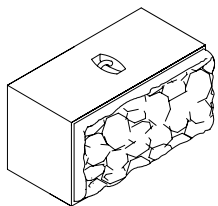
SMOOTH BLOCK



GBL224G

GRANI-BLOC LEFT CORNER

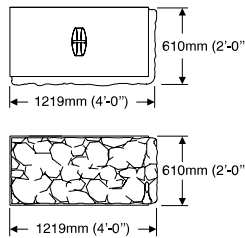
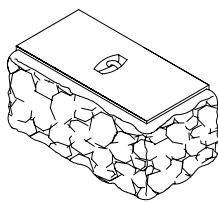
1000 kg
2200 lbs



GBL224C

GRANI-BLOC CENTER

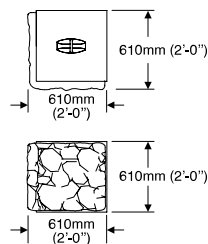
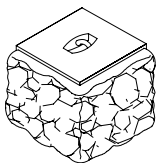
1000 kg
2200 lbs



GBL224D

GRANI-BLOC RIGHT CORNER

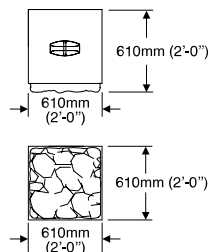
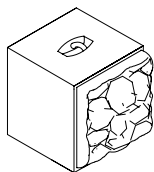
1000 kg
2200 lbs



GBL222G

HALF GRANI-BLOC LEFT CORNER

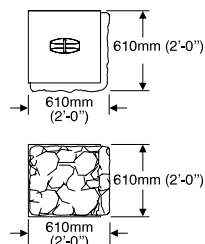
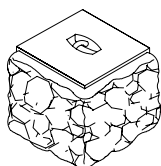
500 kg
1100 lbs



GBL222C

HALF GRANI-BLOC CENTER

500 kg
1100 lbs



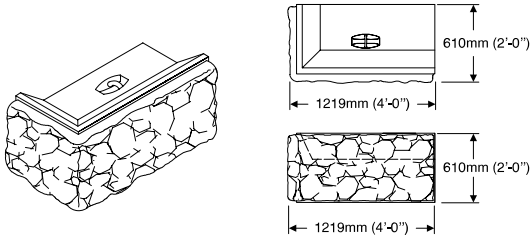
GBL222D

HALF GRANI-BLOC RIGHT CORNER

500 kg
1100 lbs

GRANI-BLOC SYSTEM

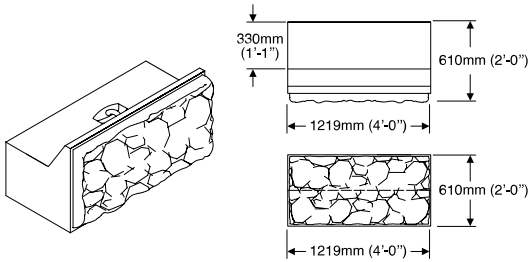
BORDER BLOCK



GBB224G

GRANI-BLOC LEFT CORNER

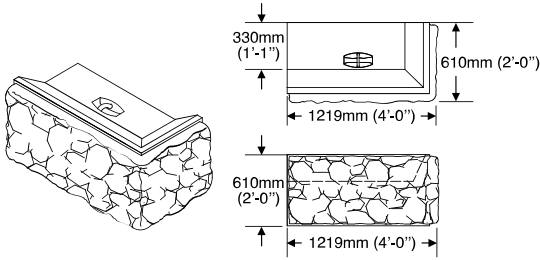
825 kg
1820 lbs



GBB224C

GRANI-BLOC CENTER

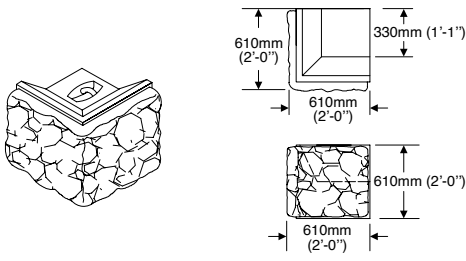
800 kg
1760 lbs



GBB224D

GRANI-BLOC RIGHT CORNER

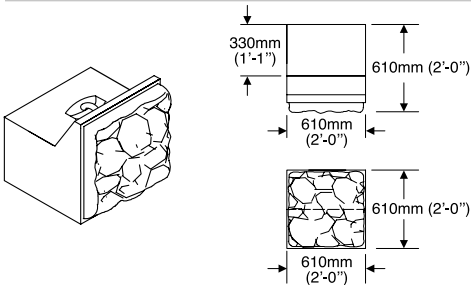
825 kg
1820 lbs



GBB222G

HALF GRANI-BLOC LEFT CORNER

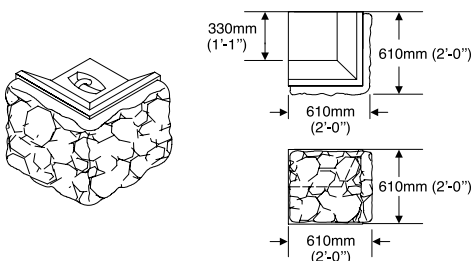
425 kg
935 lbs



GBB222C

HALF GRANI-BLOC CENTER

400 kg
880 lbs



GBB222D

HALF GRANI-BLOC RIGHT CORNER

425 kg
935 lbs

REQUEST A QUOTE ONLINE:

betonprovincial.com/en/concrete-block-quotation





Head Office (Québec)
8090, rue Boyer
Québec (Québec) G2H 1S9
T 418 627-7242 F 418 627-2048

Administrative Office (Matane)
1825, avenue du Phare, Ouest
Matane (Québec) G4W 3M6
T 418 562-0074 F 418 562-0085

betonprovincial.com